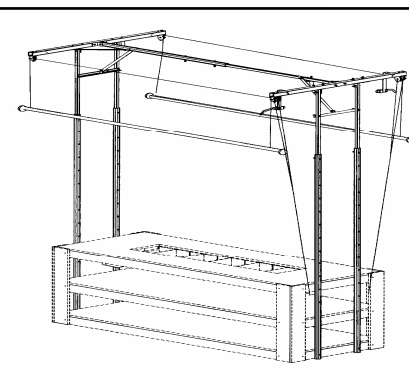
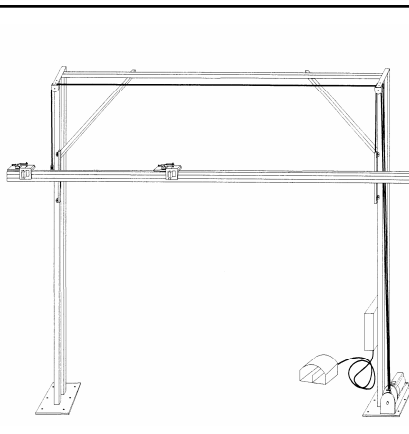
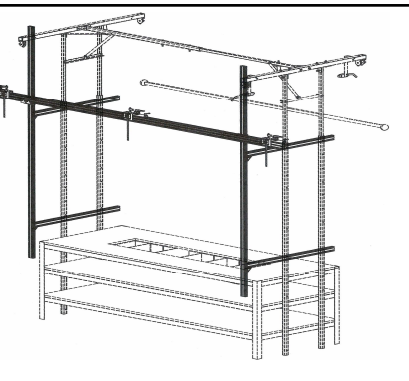

	<p style="text-align: center;">Combo Table</p> <ul style="list-style-type: none"> • 36" Wide x 96" Long x 35" Tall • Laminated wood shelves • Recessed storage bins in top w/mesh bottom • Can be used for combo or packaging 	<p>1 - 3 \$510.00 4 - 6 \$480.00 7 + \$462.00</p>
	<p style="text-align: center;">Lift Rack</p> <ul style="list-style-type: none"> • Expandable in width from 5'10" to 8' • Adjustable in height from 9' to 14' • Heavy gauge square steel tube "H" construction <p>Includes: Bracing, pulleys, cable and bolts</p> <p style="text-align: right;">Complete double sided assembly with 2 footswitch motors</p>	<p style="text-align: right;">\$1,540.00</p> <p style="text-align: right;">\$6,070.00</p>
	<p style="text-align: center;">Walk-thru Lift Rack</p> <ul style="list-style-type: none"> • Extruded aluminum construction • Easily adjustable turn-buckle for leveling • Brackets included for limit switches • 12' x 12' Standard dimensions • Rocker switch w/up limit 	<p style="text-align: right;">Single sided \$3,500.00 Double sided \$5,980.00</p>
	<p style="text-align: center;">Roll-Ease Inspection Attachment</p> <ul style="list-style-type: none"> • Mounts to LTL "H" style lift racks only • Extruded aluminum guide tracks • Left to right and Right to left indexing • Quick change bracket attachments • Easily adjustable turn-buckle for leveling • All pieces for 3 bracket sizes <p style="text-align: right;">All pieces for each additional bracket size</p>	<p style="text-align: right;">\$1,472.00</p> <p style="text-align: right;">\$115.00</p>
	<ul style="list-style-type: none"> • Motor rated at 650# • Lift rate of 6.0 seconds per 5' • 110 volt AC 1 1/2 horse power • Built in limit switch <p style="text-align: right;">Hand rocker switch \$350.00 Dual pedal switch \$1,910.00 Dual footswitch \$2,010.00</p>	